

# CARVIN PM10 & PM10A 10-inch 2-Way Main/Monitor

## Features

- ◆ Compact light weight Design
- ◆ Heavy-Duty 10" Woofer
- ◆ 1-inch exit (1.5" VC) HF driver
- ◆ Durable Water Resistant Enclosure

## Application

The **PM10** is designed to stand alone as a full range sound reinforcement loudspeaker for small systems. The **PM10** can be laid on it's side for a 60 degree angled stage monitor. Coupling the **PM10** with an **LS1501** 15" subwoofer results in an ideal three way system with extended low end. Effective for both portable and permanent applications, featuring a 1-3/8" pole mount cup.

Applications include:

- ◆ DJ system
- ◆ House of Worship
- ◆ Band PA
- ◆ Satellite system



## Description

The **PM10** incorporates premium components housed in a rugged water resistant enclosure, designed for crystal clear sound in small to medium size venues. The high power drivers feature large magnet structures for high efficiency producing more output per watt than systems costing two to three times more. The woofer is protected by a heavy gauge steel powder coated grill. Two combination Speakon - 1/4" input jacks allow for versatile connections and chaining of speakers. Rubber foot pads on the bottom interlock with receptacles on the top for stacking two **PM10**'s. The bottom pole mount cup offers universal mounting to pole stands and mounts.



10" WOOFER

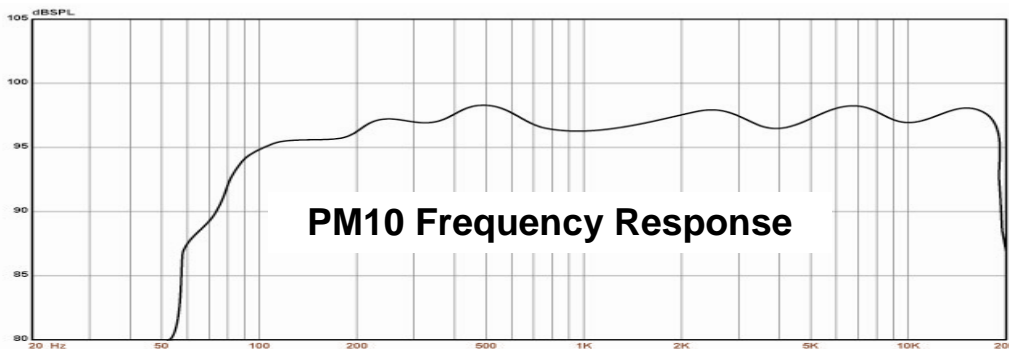


TITANIUM  
HF DRIVER

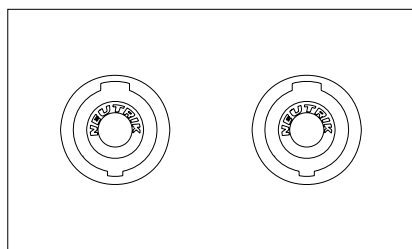
## Specifications PM10

System Type:	10-inch 2-Way, bass-reflex
Frequency Response:	60 Hz – 18 kHz (-10DB) 75 Hz – 17 kHz (-3 dB)
Coverage Pattern:	90H x 45V
Crossover:	2-Way
Crossover Frequency:	3 kHz
Power:	Continuous / Program / Peak
Full Range	250w / 500w / 1000w
Recommended Amplifier Power:	100w – 400w
Sensitivity (1w @ 1m):	96.5dB
Maximum SPL:	120dB / 126dB peak
LF Driver:	10-inch Woofer
HF Driver:	1-inch exit 1.5-inch VC Titanium Driver
Nominal Impedance full range:	8 ohms
Enclosure:	Molded High Impact Plastic
Suspension/Mounting:	1-3/8-inch pole mount cup with clamp
Transport:	1 side handle
Grill:	Steel
Connectors:	2 combo Speakon - 1/4 inch jacks
Dimensions (H x W x D):	546 mm x 330 mm x 279 mm 21.5 in x 13 in x 11.0 in
Net Wt:	12 kg (26 lb)
Optional Accessories:	CVL10 cover SS20 adjustable floor stand SS10 wall mount LS1501 sub with SS4 adj. pole SS5 dual pole mount

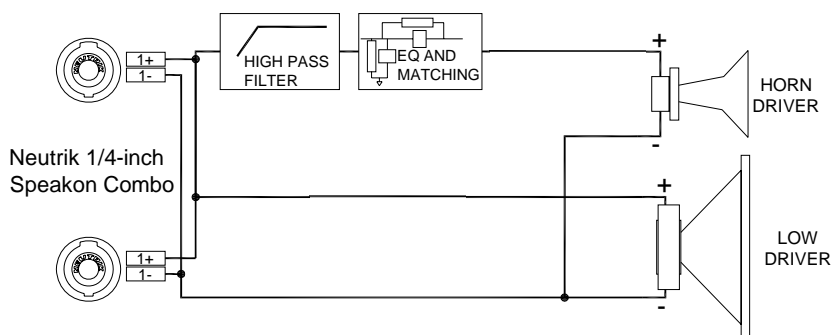
# CARVIN



## PM10 Rear Connections



## Block Diagram in Full Range Mode



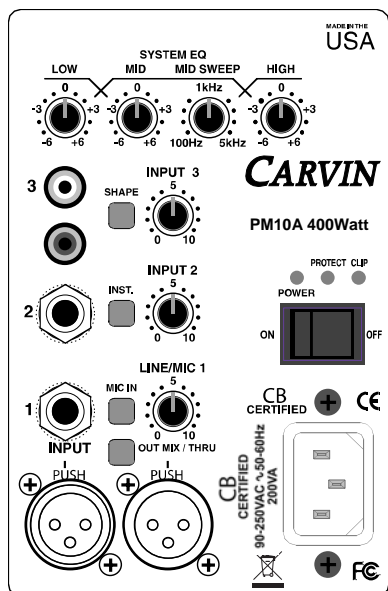
## Active PM10A Description

The **PM10A** incorporates powerful Class-D amplifier technology powered by an efficient switch-mode power supply. The PM10A model also features a 3-Band EQ with Mid-sweep for final room adjustments, 3 channels with individual level controls, internal active multi-band limiters for LF and HF driver protection, and an 18db/octave low cut filter for a smooth low-end optimized to the enclosure. The input XLR can take in line levels or be switched to mic levels for direct microphone input. The output XLR parallel the input XLR for daisy chaining or it can output the mix of all three channels.

## Specifications PM10A

<b>System Type:</b>	Internal Active system
<b>Speaker Protection:</b>	Active HF & LF Limiter
<b>Crossover Frequency:</b>	2.5 k Hz
<b>Maximum SPL:</b>	122.5dB
<b>Internal Amplifier full range:</b>	400Watts
<b>Connectors:</b>	Two XLR's one Male, one Female Two 1/4 TRS phone jacks Two RCA jacks
<b>AC Power Requirement:</b>	90-250VAC 50-60Hz
<b>Net Wt:</b>	13kg (28 lb)

## PM10A Rear Plate



## PM10 Dimensions

